

# SINGLE SPINDLE ROTARY CUTTER

Product Line



[www.RHINOAG.COM](http://www.RHINOAG.COM)



# RHINO®

*Durability. Safety. Diversity.*

A leader in the agriculture equipment industry, Rhino® is synonymous with quality. Our products—well respected for their dependability and performance—are sold all over the world. In addition to the Single Spindle product line, Rhino offers Flex-Wings, flail mowers, rear blades, post-hole diggers, tillers, disc mowers, and box blades.



## **Durability**

WITH MORE THAN 75 YEARS of manufacturing agricultural equipment, Rhino Single Spindle rotary cutters are designed for performance, reliability, and value. After 75 years, we know how to make Single Spindle mowers durable enough for wherever you need to use them.

All our products carry a standard multi-year limited gearbox warranty, so you know they were built to withstand tough conditions. To prevent wear and tear on the blade carrier, all Rhino Single Spindles use square shouldered blade bolts that can't turn in the carrier.

## **Safety**

AT RHINO, WE'RE DEDICATED to creating safe world class products. In fact, the Alamo Group Ag Division (which includes the Rhino, EarthMaster®, M & W, and Fuerst brands), along with other industry manufacturers, developed the AEM/FEMA Industrial and Agricultural Mower Safety Practices video and guide book.

## **Diversity**

WE ARE CONTINUALLY upgrading and adding to the Rhino Single Spindle product line. Whether you're using Single Spindle cutters commercially, as a contractor, or for personal use, we have a product to meet your needs. From our lighter-duty 100 Series to our super-duty 400 Series rated for 4 1/2" diameter material, we've got a Single Spindle for a number of applications, including:

- Mowing grass or weeds
- Maintaining pastures
- Shredding crops
- Mowing roadsides or highway rights-of-way
- Cutting brush
- Maintaining commercial or industrial sites

**SO, WHETHER YOU NEED** to boost productivity or just need something more durable, we've got a Rhino Single Spindle rotary cutter that will get the job done.



## RHINO SINGLE SPINDLE

# APPLICATION GUIDE

<i>Applications</i>	<b>100 SERIES</b>	<b>200 SERIES</b>	<b>400 SERIES</b>	<b>GR SERIES</b>
Clearing brush up to 1 1/2" in diameter	✓	✓	✓	✓
Clearing brush up to 4 1/2" in diameter			✓	✓
Commercial mowing		✓	✓	
Farm use	✓	✓	✓	✓
General mowing	✓			
Grounds maintenance	✓			
Heavy-duty agricultural use		✓	✓	✓
Industrial mowing			✓	✓
Large estates		✓	✓	
Non-commercial uses	✓			
Pasture maintenance	✓	✓	✓	
Ranch use	✓	✓		
Right-of-way mowing		✓	✓	
Roadside mowing		✓		
Mulching				✓
Orchard or vineyard uses				✓
Waterway maintenance		✓	✓	



# 100 SERIES

Models available:  
160, 172, 184

**GENERAL MOWING**


**NON-COMMERCIAL USES**

**SCHOOL GROUNDS**

**PARK DISTRICTS**

1 1/2"  
Cutting  
Capacity





ROUND BLADE CARRIER



QUICK HITCH CAPABLE



SKIDDED SIDE SKIRT

## BENEFITS

Reinforced domed deck design to minimize material buildup, allow faster cleaning, and provide greater strength.

Deep decks to handle large volumes of material more easily than cheaper, shallower deck cutters.

Smooth, obstruction free underside of the deck for more efficient material flow through the cutting chamber.

Quick hitch capabilities for simple attachment.

Smart deck and blade design for excellent cutting performance.

Improved gearbox and blade carrier design for lasting durability.

1 1/2" diameter material cut capacity to handle multiple cutting applications.



# 200 SERIES

Models available:  
260, 272, 284

**PASTURE MAINTENANCE**

**MOWING ROADSIDES**

**LARGE ESTATES**

2 1/2"  
Cutting  
Capacity





CONTINUOUS WELDS



DURABLE DECK BRACING



OPTIONAL DUAL WHEELS

284 ONLY

## BENEFITS

Reinforced domed deck design to minimize material buildup, allow faster cleaning, and provide greater strength.

Full length and width deck bracing provides structural integrity for greater durability and long life.

Unobstructed underside of deck allows excellent material flow through the cutting chamber, lowering power requirements.

2 1/2" diameter material cut capacity to handle a range of cutting applications.

Cross-braced round pan blade carrier for durability in heavy mowing applications.

The round pan blade carrier provides overlapping protection for the gearbox output shaft seal, reducing the risk of damage from cut material.

High blade tip speeds provide a clean cut and better cutting performance.



# 400 SERIES

Models available:  
472, 484

**PASTURE MAINTENANCE**

**ROADSIDE MOWING**

**CLEARING BRUSH**

4 1/2"  
Cutting  
Capacity







210 HP GEARBOX RATING



1/4" THICK SIDE SKIRTS



PULL TYPE CAPABLE

484 ONLY

## BENEFITS

Reinforced domed deck design to minimize material buildup, allow faster cleaning, and provide greater strength.

Full length and width deck bracing provides structural integrity for durability and long life.

Streamlined bracing under the deck maintains material flow through the cutting chamber.

4 1/2" diameter cut capacity to handle heavy mowing applications easily.

210 HP Gearbox rating (based on field performance) with 5-Year Limited Warranty.

Deep deck design to handle higher volumes of cut material.

1/4" x 11" side skirts with 1/2" thick material at the Impact Zone to handle extra abuse.

Cross braced round pan blade carrier provides excellent durability in heavy mowing applications.

The pan blade carrier overlaps the gearbox output shaft seal to protect it from cut material.

High blade tip speeds provide a clean cut and performance in heavy mowing applications.



# GR SERIES

Models available:  
GR260, GR472, GR484

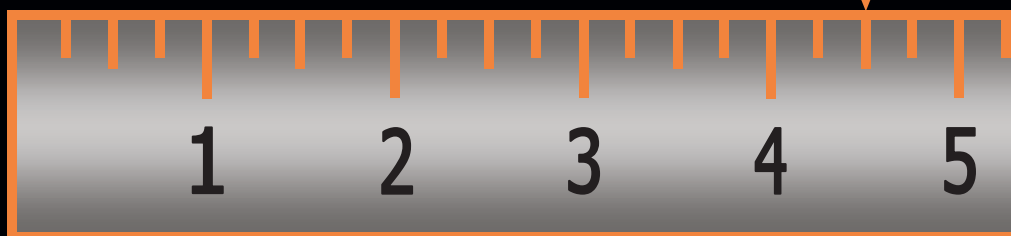
**STALK AND GRASS SHREDDING**

**COMMERCIAL/INDUSTRIAL MOWING**

**HEAVY-DUTY  
AGRICULTURE USE**

**MULCHING**


4 1/2"  
Cutting  
Capacity





DUAL SHREDDING BLADES

OPTIONAL



BAR BLADE CARRIER



HEAVY-DUTY GEARBOX

## BENEFITS

Dual shredding blades for finer shredding of stalks and grass materials

Blades create faster decomposition and nutrient return to the soil.

Front and rear chain guards come standard (double chain guards optional) to provide protection from thrown objects

4 1/2" diameter cut capacity to handle heavy mowing applications with ease.

Reinforced domed deck design to minimize material buildup, allow faster cleaning, and provide greater strength.

Deep deck design to handle higher volume of cut material.

Reduced blade tip speed to handle heavy material.



<b>Specifications</b>	<b>160</b>	<b>172</b>	<b>184</b>
Cutting Width	60"	72"	84"
Overall Width	66"	78"	88 1/2"
Overall Length	100"	119"	130"
Cutting Height (Min.)	1 5/8"	1"	1 1/4"
Hitch*	CAT 1 & 2*/ Cat 1 QH	CAT 1 & 2*/ Cat 1 QH	CAT 2 & 3 / Cat 1, 2 & 3 QH
Blade Carrier	Round Pan	Round Pan	Round Pan
Horsepower Required**	25 HP	35 HP	45 HP
Gearbox Rating***	65 HP	65 HP	90 HP
Output Shaft Diameter	1 9/16"	1 9/16"	2"
Blade Tip Speed (FPM)	14,335	14,930	16,030
Cutting Capacity (Max.)	1 1/2"	1 1/2"	1 1/2"
Driveline Size	Cat 3	Cat 3	Cat 4
Deck Thickness	10 Ga.	10 Ga.	10 Ga.
Side Skirt	10 Ga. x 9 1/4"	10 Ga. x 9 1/4"	10 Ga. x 9 1/4"
Safety Deflectors	Deflectors or Chains	Deflectors or Chains	Deflectors or Chains
Weight (Approx.)	640 lbs.	785 lbs.	1,128 lbs.

\*Requires adaptor bushing sold separately (Top Link) \*\* With adequate front end tractor ballast. \*\*\*Gearbox rating based on field performance

<b>Specifications</b>	<b>260</b>	<b>272</b>	<b>284</b>
Cutting Width	60"	72"	84"
Overall Width	67 1/2"	79 1/2"	90 1/2"
Overall Length	111"	121"	138 1/2"- Lift / 154 1/2"- Pull
Cutting Height (Min.)	1 1/2"	1 1/2"	1 1/2"
Hitch*	Cat 1 & 2* / Cat 1 QH	Cat 1 & 2 / Cat 1 & 2 QH	Cat 1 & 2 / Cat 1, 2 & 3 QH
Blade Carrier	Reinforced Pan	Reinforced Pan	Reinforced Pan
Horsepower Required (Min.)	35 HP	45 HP	60 HP - Lift / 45 HP - Pull
Gearbox Rating**	130 HP	130 HP	130 HP
Output Shaft Diameter	2"	2"	2"
Blade Tip Speed (FPM)	13,572	14,860	16,328
Cutting Capacity (Max.)	2 1/2"	2 1/2"	2 1/2"
Driveline Size	CAT 4	CAT 4	CAT 4
Deck Thickness	10 Ga.	10 Ga.	10 Ga.
Side Skirt	1/4" x 11"	1/4" x 11"	1/4" x 11"
Safety Deflectors	Deflectors or Chains	Deflectors or Chains	Deflectors or Chains
Weight (Approx.)	998 lbs.	1,158 lbs.	1,265 lbs. - Lift / 1,427 lbs.- Pull

\*Requires adaptor bushing sold separately (Top Link) \*\*Gearbox rating based on field performance

<b>Specifications</b>	<b>472</b>	<b>484</b>
Cutting Width	72"	84"
Overall Width	79 1/2"	90 1/2"
Overall Length	121"	138 1/2" - Lift / 154 1/2" - Pull
Cutting Height (Min.)	1 1/2"	1 1/2"
Hitch	Cat 1 & 2 / Cat 1 & 2 QH	Cat 1 & 2 / Cat 1, 2 & 3 QH
Blade Carrier	Reinforced Pan	Reinforced Pan
Horsepower Required (Min.)	55 HP	60 HP - Lift / 50 HP - Pull
Gearbox Rating*	210 HP	210 HP
Output Shaft Diameter	2 3/8"	2 3/8"
Blade Tip Speed (FPM)	16,286	15,675
Cutting Capacity (Max.)	4 1/2"	4 1/2"
Driveline Size	CAT 5	CAT 5
Deck Thickness	7 Ga.	7 Ga.
Side Skirt	1/4" x 11"	1/4" x 11"
Safety Deflectors	Single or Double Chain	Single or Double Chain
Weight (Approx.)	1,560 lbs.	1,823 lbs.

\* Gearbox rating based on field performance

<b>Specifications</b>	<b>GR260</b>	<b>GR472</b>	<b>GR484</b>
Cutting Width	60"	72"	84"
Overall Width	67-1/2"	79-1/2"	90-1/2"
Overall Length	111"	121"	138 1/2" - Lift / 154-1/2" - Pull
Cutting Height (Min.)	1-1/2"	1-1/2"	1 1/2"
Hitch*	Cat 1 & 2* / Cat 1 QH	Cat 1 & 2 / Cat 1 & 2 QH	Cat 1 & 2 / Cat 1, 2 & 3 QH
Blade Carrier	Shredder Bar	Shredder Bar	Shredder Bar
Horsepower Required (Min.)	35 HP	55 HP	60 HP - Lift / 45 HP - Pull
Gearbox Rating**	130 HP	210 HP	210 HP
Output Shaft Diameter	2"	2-3/8"	2 3/8"
Blade Tip Speed (FPM)	11,451	11,705	10,326
Cutting Capacity (Max.)	2-1/2"	4-1/2"	4 1/2"
Driveline Size	CAT 4	CAT 4	CAT 5
Deck Thickness	10 Ga.	7 Ga.	7 Ga.
Side Skirt***	1/4" x 11"	1/4" x 11"	1/4" x 11"
Safety Deflectors	Single or Double Chains	Single or Double Chains	Single or Double Chains
Weight (Approx.)	998 lbs.	1,560 lbs.	1,860 lbs. - Lift, 2,250 lbs. - Pull

\*Requires adaptor bushing sold separately (Top Link) \*\* Gearbox rating based on field performance

\*\*\* 1/2" thick in Impact Zone







## READY TO BE CLEAN CUT?

1020 S. Sangamon Ave. • Gibson City, IL 60936

TEL: 800-221-2855 Option: 3 • FAX: 877-408-3298

[www.RHINOAG.com](http://www.RHINOAG.com)

 **MEMBER OF THE  
ALAMO GROUP**  
ALWAYS ON THE CUTTING EDGE™

SSP-0415-OSP  
Printed in the USA

