

Landscape Implements



BUSH HOG®

IF IT DOESN'T SAY
BUSH HOG®
IT JUST WON'T CUT IT™




TABLE OF CONTENTS



IF IT DOESN'T SAY BUSH HOG®, IT JUST WON'T CUT IT.™

LANDSCAPE



LANDSCAPE IMPLEMENTS

Compact Implements (Rear Blades, Box Blades, Tillers, Road Graders, Landscape Rakes)	3
Rear-Mounted Blades	5
Box Blades	9
Road Graders	13
Landscape Rakes	17
Pulverizers	18
Pluggers	19
Fertilizer and Seed Spreaders	20
Manure Spreaders	21
Log Splitters	24
Wood Chippers	26



COMPACT LANDSCAPE IMPLEMENTS

REAR BLADES,
BOX BLADES, TILLERS,
ROAD GRADERS, &
LANDSCAPE RAKES

CRB SERIES / CBX SERIES / RTC SERIES / CRG SERIES / CLR SERIES



Big performance for small tractors.

Bush Hog®'s compact tools are designed to do big things with small tractors up to 24 HP. All feature Bush Hog®'s legendary rugged construction and performance features that'll help you get the job done not just today or tomorrow, but for many years to come.

Compact Rear Blades



Compact Tillers



Compact Box Blades



Compact Landscape Rakes



Compact Road Grader



COMPACT BOX BLADE SPECIFICATIONS

MODELS: CBX48 CBX60		
Working Width	48"	60"
Box Depth	12"	
Side End Plate Thickness	3/16"	
Scarifier Size	5/8" x 2 1/2"	
Number of Scarifier Teeth	4 teeth	5 teeth
Type Hitch	ASAE Cat. 1, Quick Hitch	
Cutting Edge	Reversible	
Number of Cutting Edges	2 Blades, Bolt on Reversible Cutting Edge	
Maximum Tractor HP	24 PTO	
Approximate Weight	248 lb.	258 lb.
Warranty	1-year limited warranty	

COMPACT TILLER SPECIFICATIONS

MODELS: RTC50G	
Total Width	53"
Working Width	48"
Number of Blades	6 blades per flange
Minimum Tractor HP	15 PTO
Type Hitch	ASAE Cat. 1, Quick Hitch
Offset	Center Mount
Number of Flanges	5
Rotor Speed	253 RPM/540 PTO
Type of Blades	C-type
Power to Rotor Transmission	Gear Drive
Depth of Cut	Slip Clutch Standard
Driveline	48"
Approximate Weight	374 lb.
Warranty	1-year limited machine warranty; 5-year limited gearbox warranty

COMPACT REAR BLADE SPECIFICATIONS

MODELS: CRB48 CRB60 CRB72			
Moldboard Widths	48"	60"	72"
Approximate Weight	136 lb.	150 lb.	164 lb.
Maximum Tractor HP	24 PTO		
Type Hitch	ASAE Cat. I/QH		
Moldboard Height and Thickness	12" x 1/4"		
Moldboard Cutting Edge	3/8" x 3"		
King Pin Diameter	1 1/4"		
Angle Adjustment	15° & 30° Forward & Reverse		
Warranty	1-year limited warranty		
Colors	Available in major tractor colors!		

COMPACT ROAD GRADER SPECIFICATIONS

MODELS: CRG48	
Hitch	238 lb.
Max. Tractor HP (PTO), 2WD/FWA	24/20
Working Width	48"
Weight	238 lb.
Side Panel Thickness	3/16"
Front Main Beam Construction	3" x 3" x 3/16"
Rear Beam Construction	2" x 2" x 11 GA
Skid Shoe Construction	1/4" x 2" x 38 1/8", Replaceable
Scarifier Shanks	N/A
Cutting Edges	Two 3/8" x 6" bolt-on, replaceable and reversible heat-treated blades
Warranty	1-year limited warranty

COMPACT LANDSCAPE RAKE SPECIFICATIONS

MODELS: CLR48 CLR60		
Working Width	48"	60"
Type Hitch	ASAE Cat. 1, Quick Hitch	
Maximum Tractor HP	24 PTO	
Moldboard Widths	48"	
Approximate Weight	126 lb.	143 lb.
Rake Pivot	18° and 36°	
Pivot King Pin	1 1/4"	
Tine Spacings	1"	
Tine Size	1"	
Warranty	1-year limited warranty	

REAR-MOUNTED BLADES

4' TO 14'
RUGGED BLADES

CRB SERIES / 35 SERIES / 50 SERIES / 70 SERIES / 91 SERIES / 100 SERIES /
141 SERIES / 160 SERIES / 181 SERIES / 225 SERIES / 300 SERIES



We can help you out of a tough scrape!

If you need a tool for landscaping, snow removal, feed lot work, ditching, terracing, dam building, road reconditioning, or general farm maintenance, a Bush Hog® Rear Mounted Blade is always the answer. Bush Hog® offers models ranging from light duty to heavy duty in a variety of widths, all engineered and built to provide years of service under demanding conditions at a very reasonable price. So if you find yourself facing a tough scrape, turn to Bush Hog® for performance you can count on!

Whether you're a homeowner, farmer, landscaper, or contractor, Bush Hog® has a blade for every job and every level of duty.

COMPACT REAR BLADE (CRB)


Bush Hog®'s compact rear blades are the ideal choice for light duty landscaping, driveway maintenance, or snow removal. These light duty blades are rated for use on two-wheel drive tractors up to 24 PTO horsepower and four-wheel drive tractors up to 15 PTO horsepower. The moldboard may be reversed for backfilling and angled left or right for use in a wide variety of applications. Tilting of the blade is achieved by adjustment of the tractor's 3-point hitch arms.



Available in 4, 5, and 6-foot operating widths.

35 SERIES BLADE

Whether you are a budget-minded landscape contractor considering a blade for your jobsite, or a homeowner interested in landscaping or snow removal, the 35 Series has what you're looking for. These utility blades are rated for use on two-wheel drive tractors up to 35 PTO horsepower and four-wheel drive tractors up to 30 PTO horsepower and feature tilt, angle, and offset adjustments in both forward and reverse positions.



Available in 4, 5, 6, and 7-foot operating widths.

50 SERIES BLADE

Ideal for jobsites, landscaping, and residential use, the 50 Series is the preferred choice for those who need a 50 PTO horsepower rated blade with the features and capabilities of a much heavier unit. Rated for a maximum of up to 50 PTO horsepower on two-wheel drive tractors and 40 PTO horsepower on four-wheel drive tractors, the 50 Series blades feature tilt, angle, and offset adjustments in both forward and reverse positions.

Available in 6 and 7-foot operating widths.



70 SERIES BLADE

The medium-duty 70 Series blades are designed for landscaping, road maintenance, and snow removal. These blades feature a heavy duty mainframe and high-strength, reinforced moldboards to ensure years of trouble-free performance. The 70 Series is rated for use on two-wheel drive tractors up to 70 PTO horsepower and four-wheel drive tractors up to 55 PTO horsepower. These blades feature tilt, angle and offset adjustments in both forward and reverse positions.

Available in 6, 7, and 8-foot operating widths.



91 SERIES BLADE

The rugged construction of the 91 Series rear blades make them ideal for a wide variety of applications, ranging from general road maintenance to ditching and terracing jobs.

These blades are recommended for use on two-wheel drive tractors up to 90 PTO horsepower and four-wheel drive tractors up to 70 PTO horsepower.

The 91 Series blades feature a number of tilt, angle, and offset adjustments in both the forward and reverse positions for the versatility to handle a variety of tough jobs.



Available in 7 and 8-foot operating widths.


100 & 160 SERIES BLADES

The 100 and 160 Series rear blades are the ideal choice for heavy-duty grading chores around the farm such as road construction, terracing, dam building, and cleaning out feed lots.

These blades offer a choice of manual or hydraulic tilt, angle, and offset adjustments. Moldboard can be reversed for backfilling. They are rated for use on a wide range of two-wheel drive and four-wheel drive tractors, depending on blade width.

With their heavy-duty construction, the 100 and 160 Series blades are engineered and built to meet the most demanding conditions.

**100 Series
Available in 8 and 9-foot operating widths.**



**160 Series
Available in 8 and 10-foot operating widths**



141 & 181 SERIES BLADES

Let Bush Hog's 141 and 181-Series blades give you the strength and durability to pave a new way. Perfect for road building and maintenance, snow removal, terracing, backfilling, and grading, these blades can handle any scrape. These series of rear-mounted blades are available in sizes ranging from 7" - 10" and recommended for tractors from 110 HP up to 180 HP. Standard features include 3-point ASAE Category II and Category III hitches with Quick Hitch compatibility, 4" King Pin, 1/2" x 6" cutting edges, and a 19" moldboard height. These blades also feature manual or hydraulic offset, angle, and tilt adjustments. Other available options include heavy duty skid shoes, as well as heavily constructed end plates.



225 & 300 SERIES BLADES

The heavy-duty design and construction of the 225 and 300 Series make them ideal for the most rugged road maintenance and grading jobs. The precision-formed moldboards are reinforced to withstand the most demanding conditions and can be reversed for backfilling. These top-of-the-line blades are rated for use on higher horsepower tractors and feature standard all-hydraulic controls for ease of operation. The 225 and 300 Series are ready for heavy-duty action and give you the ability and confidence to tackle the toughest jobs.

**225 Series
Available in 8, 10 and 12-foot operating widths.**



**300 Series (not shown).
Available in 12 and 14-foot operating widths.**

REAR BLADE SPECIFICATIONS

SERIES:	CRB	35	50	70	91	100	141	160	181	225	300	
Moldboard Width	4', 5', 6'	4', 5', 6', 7'	6' 7'	6', 7', 8'	7', 8'	8', 9'		8', 10'	9', 10'	8', 10', 12'	12' 14'	
Moldboard Height and Thickness	12" x 1/4"	14 1/2" x 1/4"	15 7/8" x 1/4"	18" x 5/16"	16" x 3/8"	17" x 3/8"	19"	18" x 1/2"	19"	20" x 1/2"		
Moldboard Cutting Edge	3/8" x 3"	1/2" x 3" Reversible	1/2" x 6" Reversible				1/2" x 6"					
Hitch	3PH, Cat. 1, Quick Hitch			3PH, Cat. 1 & 2, Quick Hitch			3PH, Cat. 2 & 3, Quick Hitch				3PH, Cat. 3 & 4, Quick Hitch	
Approximate Weight	136 lb. (4') 150 lb. (5') 164 lb. (6')	250 lb. (4') 280 lb. (5') 310 lb. (6') 340 lb. (7')	403 lb. (6') 430 lb. (7')	510 lb. (6') 538 lb. (7') 572 lb. (8')	807 lb. (7') 827 lb. (8')	836 lb. (8') 876 lb. (9')	1,145 lb. (8') 1,170 lb. (9')	1,339 lb. (8') 1,459 lb. (10')	1,586 lb. (9') 1,613 lb. (10')	2,120 lb. (8') 2,260 lb. (10') 2,400 lb. (12')	3,463 lb. (12') 3,603 lb. (14')	
Max. Tractor HP (PTO)	N/A	35 (2WD), 30 (4WD)	50 (2WD), 40 (4WD)	70 (2WD), 55 (4WD)	90 (2WD), 70 (4WD)	125 (2WD), 80 (4WD)	141 (2WD), 110 (4WD)	190 (2WD), 160 (4WD)	180 (2WD), 140 (4WD)	250 (2WD), 225 (4WD)	300 (12'FT), 250 (14'FT)	
2-Wheel Drive	24 HP	35 HP	50 HP	70 HP	90 HP	8'-125 HP; 9'-95 HP	141 HP	8'-190 HP; 10'-160 HP	180 HP	8'-250 HP; 10'-225 HP; 12'-160 HP	N/A	
Front Wheel Assist	15 HP	30 HP	40 HP	55 HP	70 HP	8'-105 HP; 9'-80 HP	110 HP	8'-160 HP; 10'-135 HP	140 HP	8'-225 HP; 10'-200 HP; 12'-160 HP	12'-300 DBHP; 14'-250 DBHP	
King Pin Diameter	1 1/4" Grade 8				3"		4"			4 1/2"	5"	
Tilt Adjustment	3-Pt. Hitch	15° up or down		30° up or down	15° up or down (manual or hydraulic)				15° up or down (hydraulic)			
Offset Adjustment	None	12" left or right (manual)	23" left or right (manual)	18" left or right (manual or hyd.)	30" left or right (manual or hyd.)		37" left or right (manual or hyd.)			46" left or right (hydraulic)	50" left or right (hydraulic)	
Angle Adjustment	5 forward positions up to 30°, 3 reverse positions up to 15°				45° left or right in forward position, 20° left or right in rev. position (manual or hydraulic)	45° left or right (in forward and reverse position), manual or hydraulic	45° left or right (manual or hydraulic) in forward and reverse	45° left or right (in forward and reverse position, manual or hyd.)	45° left or right (manual or hydraulic) in forward and reverse	45° left or right (in forward and reverse position, manual or hyd.)	45° left or right (in forward and reverse position, hydraulic)	
Skid Shoes	N/A				Optional							
End Plates	N/A					Optional						
Parking Stand	N/A		Standard									
Hydraulics	N/A				Optional					Standard		

ALL SPECIFICATIONS SUBJECT TO CHANGE WITHOUT NOTICE.

NOTE: 225 and 300 Series blades not warranted for use on track-type tractors.

BOX BLADES

**BBX, SBX, &
MBX SERIES**

**BBX48 / BBX60 / BBX65 / BBX72 / SBX48 / SBX60 / SBX65 /
SBX72 / SBX78 / SBX84 / MBX60 / MBX72 / MBX84 / MBX96**



More tools to handle the landscaping chores of homeowners and compact tractor owners...

Bush Hog® now offers a light-duty, full-size box blade line, along with a series of compact road graders that expand the work capabilities of your small, compact and subcompact tractors. Bush Hog® is committed to providing you more reasons to get out of the house and go to work. The dirt around your house or workplace better look out... things are going to be moving!

LIGHT-DUTY BOX BLADE SPECIFICATIONS

MODELS: BBX48 | BBX60 | BBX65 | BBX72

Working Width	48"	60"	65"	72"
Moldboard Height	15 5/8"			
Box Depth	22"			
Overall Depth	27"			
Overall Height	33"			
Overall Width	49"	61"	67"	73"
Side Sheet Thickness	1/4"			
Scarifier Size	5/8" x 2 1/2"			
Number of Scarifier Teeth	4	5	6	
Hitch	Cat. 1 Std., Quick Hitch			
Lower Hitch	Single lug			
Cutting Edge (Reversible)	3/8" x 6"			
Number of Blades	2			
Max. HP Requirement 2 WD	40 HP			
Max. HP Requirement 4 WD	30 HP			
A-Frame	Bolt-on			
Scarifier Box	4" x 4" x 1/4"			
Weight	260 lb.	325 lb.	375 lb.	390 lb.



SBX Series Box Blades

The Bush Hog® SBX Series Box Blades are exceptional tools when the job requires grading, leveling or back filling. The scarifiers have three adjustable height positions and replaceable heat-treated tips for extended wear. Two 1/2" x 6" heat-treated, reversible and replaceable cutting edges smooth even the roughest ground. Rated for use on two-wheel drive tractors up to 50 PTO HP and four-wheel drive tractors up to 40 PTO HP, these box blades provide excellent value for the price.

SBX BOX BLADE SPECIFICATIONS

MODELS:	SBX48	SBX60	SBX65	SBX72	SBX78	SBX84
Working Width	48"	60"	65"	72"	78"	84"
Moldboard Height	18"					
Box Depth	24"					
Overall Depth	29"					
Overall Height	35 1/4"					
Overall Width	49"	61"	66"	73"	78"	85"
Side Sheet Thickness	3/8"			1/4"	3/8"	
Scarifier Size	3/4" x 2 1/2"					
Number of Scarifier Teeth	4	5		6		
Hitch	ASAE Cat. 1, Quick Hitch					
Lower Hitch	Double Lug			Single Lug	Double Lug	
Cutting Edge	1/2" x 6" (Reversible)					
Number of Blades	2					
Maximum HP Requirement	2					

SPECIFICATIONS SUBJECT TO CHANGE WITHOUT NOTICE

MBX Series Box Blades

Bush Hog®'s MBX Series Medium Duty Box Blades are the ideal choice for use around the farm or by landscape contractors on the jobsite. These box blades are rated for use on two-wheel drive tractors up to 65 PTO HP and four-wheel drive tractors up to 55 PTO HP with a Cat. 1 or 2 Quick Hitch. They feature a heavy duty A-frame, heat-treated scarifier shanks, and a swinging tailgate to provide years of trouble-free performance. Whether you are grading driveways, cleaning out barns, or leveling a construction jobsite, these medium duty box blades are sure to meet your needs.



MBX BOX BLADE SPECIFICATIONS

MODELS:	MBX60	MBX72	MBX84	MBX96
Working Width	60"	72"	84"	96"
Moldboard Height	18"			
Box Depth	24"			
Overall Depth	29"			
Overall Height	35 1/4"			
Overall Width	61"	73"	85"	97"
Swinging Tailgate	Yes			
Side Sheet Thickness	3/8"			
Scarifier Size	3/4" x 2 1/2"			
Number of Scarifier Teeth	5	6		
Hitch	ASAE Cat. 1 & 2, Quick Hitch			
Lower Hitch	Triple Lug			
Cutting Edge	1/2" x 6" (Reversible)			
Number of Blades	2			
Max. HP Requirement (2WD/4WD)	65 HP / 55 HP			

SPECIFICATIONS SUBJECT TO CHANGE WITHOUT NOTICE

RETRACTABLE SHANK BOX BLADES

**RBX
SERIES**

RBX720 / RBX780 / RBX840

RBX Series Box Blades

Bush Hog®'s BBX Series of Box Blades is an excellent choice for a full-size box blade that can handle landscaping chores and other light duty tasks around the home or farm. Designed for small, compact and subcompact four-wheel drive tractors up to 30 HP or two-wheel drive tractors up to 40 HP, the BBX Series is built to handle tough tasks at a very reasonable price.

RBX Series Performance Features

- Heavy-Duty A Frame with Category I Quick Hitch
- Heat-Treated Scarifier Teeth
- Heavy-Duty Double Strap Hitch
- Reversible, Replaceable Cutting Edges
- Heavy-Duty End Plates
- Strong Tubular Construction
- Deep 22" Box height
- Powder Coat Paint
- Available in Major Tractor Colors



RETRACTABLE SHANK BOX BLADE SPECIFICATIONS

MODELS:	RBX720	RBX780	RBX840
Working Width	72"	78"	84"
Number of Scarifiers	6	5	
Cutting Edge	Reversible 1/2" x 6", Heat Treated		
Points & Shanks	Replaceable		
Hitch	ASAE Cat. 1 & 2, Quick Hitch		
Max. HP Requirement (2WD/4WD)	65 HP / 55 HP		

ROLLOVER BOX BLADES

RO
SERIES

RO-600 / RO-650 / RO-720



RO Series Box Blades

With the ability to perform three different functions, Bush Hog®'s Rollover Box Blade Series is one of the most versatile implements for landscapers. In the first position, the heat-treated reversible cutting edge is ideal for grading the material. In the second position, backfilling can be easily accomplished. Finally, in the third position, heavy duty scarifier shanks give you plenty of ripping ability when breaking up compacted ground. What makes this tool more valuable is that all three positions can be changed from the tractor seat. These rollover box blades are rated for use on two-wheel drive tractors up to 60 PTO HP and four-wheel drive tractors up to 45 PTO HP.

ROLLOVER BOX BLADE SPECIFICATIONS

	MODELS: RO-600	RO-650	RO-720	RO-840
Working Width	60"	65"	72"	84"
Number of Scarifiers	5		6	
Cutting Edge	Reversible 1/2" x 6", Heat Treated			
Points & Shanks	Replaceable			
Hitch	ASAE Cat. 1, Quick Hitch			
Max. HP Requirement (2WD/4WD)	60 HP / 45 HP			

SPECIFICATIONS SUBJECT TO CHANGE WITHOUT NOTICE

ROAD GRADERS

RG & HDRG
SERIES

RG60 / RG72 / RG84 / HDRG84 / HDRG96



Potholes beware! Bush Hog®'s line of Road Graders smooth out your ride and return your dirt, gravel or slag roads to like-new condition. Designed with two offset and angled scraper blades within a boxed frame, these Bush Hog® Road Graders cut off material from the high spots in your road and deposit the material in the low lying areas, thereby leveling the surface. Our RG Series Road Graders are available in 5', 6' and 7' operating widths and are designed for use on tractors up to 50 HP. When you encounter the toughest road conditions and even more material needs to be cut and moved to level the surface, scarifier shanks with replaceable hardened tips are available on each Road Grader to rip the soil up to depths of 2 3/8". In addition to maintaining existing roads, these Road Graders can be used in countless other applications such as road building, landscaping, building and maintaining baseball fields and horse arenas, to name a few. Let Bush Hog®'s Road Graders level out your work areas!



Scarifiers can rip soil up to 2 3/8" deep.



Dual, replaceable and reversible 1/2" x 6" cutting edges.



Full length, replaceable skids.

RG Series Features

- Cat. I hitch, Quick Hitch compatible
- Strong tubular steel frame construction
- Offered in 5', 6' and 7' working widths
- 13 3/4" side skirt depth for moving large volumes of loose material
- Three-position shanks with replaceable hardened tips
- Dual, replaceable and reversible 1/2" x 6" heat-treated cutting edges
- Full length, replaceable skids
- Available in major tractor colors

RG SERIES ROAD GRADER SPECIFICATIONS

MODELS:	RG60	RG72	RG84
Hitch	Cat. 1 Std., Quick Hitch		
Recommended HP, 2WD / (FWA)	50 / (40)		
Working Width	60"	72"	84"
Weight	500 lb.	571 lb.	642 lb.
Side Panel Thickness	3/16"		
Front Main Beam Construction	4" x 4" x 5/16" wall		
Rear Beam Construction	2 1/2" x 2 1/2" x 3/16" wall		
Skid Shoe Construction	3/8" x 2 1/2" x 46 3/4" long		
Scarifier Shanks	Three position shanks with dimpled-on hardened tips		
Number of Scarifier Shanks	4	6	
Cutting Edges	Two 1/2" x 6" bolt-on, replaceable and reversible heat-treated blades		



HDRG Series Road Graders

The Bush Hog[®] Heavy Duty Road Grader is available in 7' and 8' operating widths. The HDRG's heavy duty construction boasts a weight of up to 828 lb., enabling it to tackle any grading job. The HDRG's design features all-welded construction, a max rating up to 90 HP, and two offset and angled scraper blades that are vertically adjustable. The vertical blade adjustment system provides the user the ability to adjust the cutting depth to compensate for blade wear and tear. Heat treated plow point scarifier shanks enable the HDRG to rip through most any earthen surface when grading driveways, fire lanes, and maintaining/building dirt or gravel roads.



HDRG84 shown

Four-position hardened steel shanks

HDRG Series Features

- Category I, II Quick Hitch Compatible
- All Welded Steel Frame Construction
- Cutting Edge Height Adjustment
- Recommended for up to 90 HP
- Four Position Adjustable Scarifier Shanks
- Dual Replaceable and Reversible Heat-treated Cutting Edges
- Available in Tractor Colors

HDRG SERIES ROAD GRADER SPECIFICATIONS

MODELS:	HDRG84	HDRG96
Hitch	3PH, Cat. 1 & 2, Quick Hitch	
Recommended HP (2WD/4WD)	90 HP / 70 HP	
Working Width	84"	96"
Side Panel Thickness	3/16"	
Front Main Beam	4" x 4" x 3/8"	
Rear Beam Construction	4" x 4" x 1/4"	
Skid Shoe Construction	1/2" x 2 1/2"	
Scarifier Shanks	Four Position Shanks with Hardened Tips	
Number of Scarifier Shanks	6	8
Cutting Edges	1/2" x 6" Bolt on Replaceable & Reversible Heat Treated Blades	


LANDSCAPE RAKES

LLR & MLR
SERIES

LLR60 / LLR72 / LLR84 / MLR72 / MLR84 / MLR96



Bush Hog®'s line of landscape rakes are the perfect tools for removing debris or giving an area that "groomed look." Perfect for jobs ranging from brush removal to grooming horse arenas, this tool is available in both a light duty model for tractors up to 30 PTO HP and a medium duty model for tractors up to 50 PTO HP. One-inch spacing between the heat-treated tines allows you to easily remove sticks, small rocks and other unwanted material. An optional gauge wheel is available for both models and the medium duty model offers a ratchet or hydraulic cylinder option to control angle adjustment. All units feature 360° pivot ability with angle adjustment of the rake, and a king pin size of 1 ¼". With a Cat. 1 Std. and Quick Hitch, and in sizes from 60" - 96" widths, there is sure to be a Bush Hog® Landscape Rake to match your requirements.



LANDSCAPE RAKE SPECIFICATIONS

MODELS:	LLR60	LLR72	LLR84	MLR72	MLR84	MLR96
Width	60"	72"	84"	72"	84"	96"
Weight	205 lb.	225 lb.	225 lb.	325 lb.	345 lb.	365 lb.

SPECIFICATIONS SUBJECT TO CHANGE WITHOUT NOTICE

PULVERIZERS

**PVB & PVS
SERIES**

**PVB-600 / PVB-602 / PVB-660 / PVB-662 / PVB-720 / PVB-722 / PVB-840 / PVB-842 /
PVS-600 / PVS-600 / PVS-660 / PVS-662 / PVS-720 / PVS-722 / PVS-840 / PVS-842**



After the heavy material has been removed, a Bush Hog® Pulverizer becomes the perfect tool to prepare a seedbed. The steel shanks break up compacted soil, while the heavy roller pulverizes large clumps and prepares the area for seeding. This tool is ideal for the professional landscaper/contractor who requires clean, level ground in one pass. Available in 60", 72", and 84" widths, with one or two rollers and featuring a Cat. 1 Std. and Quick Hitch, there is sure to be a Bush Hog® Pulverizer to match your requirements.

PULVERIZER SPECIFICATIONS

MODELS:	PVB-600 PVS-600	PVB-602 PVS-602	PVB-660 PVS-660	PVB-662 PVS-662	PVB-720 PVS-720	PVB-722 PVS-722	PVB-840 PVS-840	PVB-842 PVS-842
Width	60"		66"		72"		84"	
No. of Rollers	1	2	1	2	1	2	1	2
Weight	530 lb.	640 lb.	560 lb.	680 lb.	590 lb.	720 lb.	650 lb.	790 lb.

SPECIFICATIONS SUBJECT TO CHANGE WITHOUT NOTICE

PVB = Bar Shanks PVS = Spike Shanks

PLUGGERS

PG & MPG
SERIES

PG-600 / PG-720 / MPG-600 / MPG-720



The Bush Hog® Pluggers are literally designed to get to “the root of the problem.” The 3/4" spoons provide excellent soil penetration, allowing nutrients and air to reach the turf’s root system. A 1 1/4" diameter shaft with greasable sleeves supports the independent hubs. The frame is designed as a weight box so that additional weight may be added to increase down pressure when the soil is heavily compacted. All models feature a Cat. 1 Std. and Quick Hitch and Quick Hitch and are rated for tractors up to 60 PTO HP.

PLUGGER SPECIFICATIONS

MODELS:	PG-600	PG-720	MPG-600	MPG-720
Width	60"	72"	60"	72"
Hub	8	10		12
Weight	350 lb.	390 lb.	460 lb.	500 lb.

SPECIFICATIONS SUBJECT TO CHANGE WITHOUT NOTICE

FERTILIZER AND SEED SPREADERS

FSP
SERIES

FSP-500 / FSP-800



The Bush Hog® three point hitch fertilizer spreaders have bottom opening gates for accurate flow rates. Variable gate position openings and fine adjustments ensure material drops on different positions of the spinning disc. This produces a center, right and left pattern. The polyethylene hopper offers long lasting protection from the deteriorating effects of fertilizer. For further resistance to deterioration, the distribution fins are electroplated and the paint is powder coat for hardness and durability. The FSP models can also be used to distribute seeds. The FSP-500 has a weight capacity of 500 lb., and the FSP-800 has a weight capacity of 800 lb.

MANURE SPREADERS

MS
SERIES

MS250G / MS500G / MS800G / MS500P / MS500P / MS1300P / MS1300X



Ground-Driven Manure Spreaders: For Vehicles Without PTO Capabilities

MS-G Manure Spreaders offer simplicity and reliability for applications where a PTO doesn't exist. Offering a full size range, MS-G ground drive units can be used with vehicles such as ATVs, UTVs or even lawn tractors. Traction implement tires are standard on GROUND DRIVE units to ensure the torque is there for a fine, consistent spread.

MS250G

Recommended 15-25 HP



MS500G

Recommended 15-30 HP



MS800G

Recommended 20-45 HP



PICK A
COLOR
TO MATCH
YOUR
TRACTOR



PTO Driven Manure Spreaders: For Vehicles with PTO Power

The PTO-driven MS-P Series manure spreaders offer increased power and spreading consistency combined with ease of use. PTO DRIVE models harness the power of your tractor to deliver capacities of 50, 80 and 130 bushels to your field. Connected by belt and pulley, the driveshaft and gear box deliver efficient power to the beaters.



MS500P
 Recommended 18-30 HP



MS800P
 Recommended 25-45 HP



MS1300P
 Recommended 45-75 HP



MS1300X
 Recommended 45-75 HP
 MS1300X Model features large diameter retread tire designed for bigger tractors and smoother towing/spreading. Low-cost replacement using retreads

MANURE SPREADER SPECIFICATIONS

MODELS: MS250G | MS500G | MS800G | MS500P | MS800P | MS1300P | MS1300X

Bushel Heaped Capacity	25 (31.25 cu.ft.)	50 (62.5 cu.ft.)	80 (100 cu.ft.)	50 (62.5 cu.ft.)	80 (100 cu.ft.)	130 (162.5 cu.ft.)	130 (162.5 cu.ft.)
Drive Type	Ground Drive			PTO Drive			
Tires/Bolts	6 x 12/5	7.6 x 15/5			11L-15SL/6	11R22.5/8	
Paddles	8	10			10 Replaceable		
Total Weight (w/ tires)	510 lb.	795 lb.	920 lb.	795 lb.	920 lb.	2180 lb. (est)	330 (est) lb.
Tongue Weight	34 lb.	50 lb.	56 lb.	50 lb.	56 lb.	330 lb. (est)	
Box Dimensions (LxWxH)	72" x 26" x 15"	89" x 32" x 17"	102" x 38" x 20"	89" x 32" x 17"	102" x 38" x 20"	130" x 48" x 23"	
Total Dimensions (LxWxH)	117" x 48" x 29"	117" x 48" x 29"	168" x 63" x 37"	156" x 57" x 35 1/2"	168" x 63" x 37"	214" x 79" x 42"	214" x 90" x 48"

SKID STEER LOG SPLITTERS

LS
SERIES

LS2024IS / LS2536IS / LS2024X



LS2536IS (inverted)
25 Ton 36" Splitting Length



LS2024IS (inverted)
20 Ton 24" Splitting Length

SKID STEER LOG SPLITTER SPECIFICATIONS

MODELS:	LS2024IS	LS2536IS	LS2024X
Cylinder Diameter/Stroke	4"/24"	4 ½"/36"	4"/24"
Splitter Orientation	Inverse Horizontal	Inverse Horizontal	Horizontal & Vertical
Recommended Minimum Hydraulic Flow	10 GPM	13 GPM	10 GPM
Dimensions (LxWxH)	66" x 36" x 22"	96" x 36" x 22"	96" x 36" x 26"
Weight	339 lb.	585 lb.	375 lb.
Average Cycle	6.62 seconds*	11.43 seconds*	6.62 seconds*
Full Cycle	13.24 seconds*	22.86 seconds*	13.24 seconds*
Optional 4 Way Wedge	W4130	W4130	W4120
Stripper Plates	Built-in		N/A

* Depends on flow from tractor/skid steer

LS2024X
(horizontal
and vertical)
 20 Ton 24" Splitting Length



XTREME CHIPPER SKID STEER WOOD CHIPPER

XC
SERIES

XC42S




Hydraulically Powered Xtreme Chipper Skid Steer

Get the most out of your equipment with the practical XC42S Skid Steer Mounted Wood Chipper. The hydraulically-driven XC42S is powered directly from the skid steer's external ports, providing plenty of chipping action. The XC42S is capable of chipping 4" diameter logs with its heavy-duty rotor and 2 hardened tool steel reversible cutting blades. The skid steer mount makes the XC42S easy to attach so you can switch from a bucket to chipper quickly and easily.

XC42S MODEL SPECIFICATIONS

Diameter Capacity	4" (Max. 10" Slab)
Housing	4" x 10" Chipper Opening
Rotor	25" Rotor with 2 Knives at 74 lb.
Hood Height	65" Discharge Hood Height
Total Weight	740 lb.
Dimensions (LxWxH)	80" x 57" x 72"
Recommended Flow	25 GPM
Flow Range	20 - 30 GPM



IF IT DOESN'T SAY
BUSH HOG[®]
IT JUST WON'T CUT IT[™]

2501 Griffin Avenue, Selma, Alabama 36703

Tel: 800-363-6096 | Fax: 334-874-2701



BushHog.com



CONTENT DISCLAIMER:

The products and information contained in this literature are subject to change without notice. Bush Hog[®] reserves the right to improve our products and make changes to specifications, designs, and standard equipment without notice. For additional product information, please visit Bush Hog[®]'s website or see your dealer for complete details.