

# MECHANICAL TRANSPLANTER CO. MODEL 803-2-5000W



## Heavy Duty 803 Trailer

- Upright tank for better sight lines around tank
- 3-Point Hitch for precise planter adjustments
- Adjustable axles
- Telescoping Tongue
- Optional shelves for both sides of tank

## Model 5000W Units

- Six cup high speed planting units
- Adjustable shoe for varied cell sizes
- Easy depth adjustment
- Packing wheels for tough conditions
- Exclusive patented kicker design




**BS** Enterprises, Inc.  
AND **BS**

**CASE III**  
AGRICULTURE

Elizabeth City (252)264-2400 Wilson (252)237-0006

[www.bandsent.com](http://www.bandsent.com)





**Model 6000**  
Carrousel transplanter shown with optional 4 tray carrousel and cushion seat.



**2 Row Model 6000** Complete two-row with optional fertilizer hoppers. Shown with optional 6-tray carrouseles and cushion seats.



**Fertilizer Side Dressers** - 1 to 4 rows

- \* Adjustable rates from 66-875 lbs. per acre
- \* 300 lb. Poly Hoppers
- \* Gauge Wheel Drive System
- \* Custom configurations available
- \* Optional disc openers, knife openers and cultivators available




Elizabeth City (252)264-2400  
Wilson (252)237-0006  
www.bandsent.com



# MECHANICAL TRANSPLANTER CO.

## Cell-Type Carrousel Transplanters & Fertilizer Side



**Model 5500**

- Fast and compact (42" long)
- \* Smooth packing ski system
- Easy crank adjustment for depth
- \* Row width as close as 12"
- \* Adjustable shoe for different size cell

*Shown with optional cushion seat.  
Requires OE 90 Gauge Wheel Drive System.*



**Model 5500W** uses packing wheels for use in cloddy, river bottom or muck soil conditions. Requires OE 90 Gauge Wheel Drive System.

*Shown with optional cushion seat and #5601 4-Tray carrousel for plastic trays.*




**Model 5500WD B-3**

Each row has its own Direct Drive System which firms the soil ahead of the planter. *Shown as a complete one row package with 55 gallon barrel, optional cushion seat and 5600 4 tray carrousel styrofoam tray holder.*




**Our EZ 17 Direct Drive System** changes spacing on all units at once from one location. It uses roller chain and quick change sprockets, allowing 17 different spacing choices from 5-1/2 - 26". Other sprocket arrangements are available for spacing up to 48".



**Direct Drive System** is shown without guard. All chain guards must be in place before

**The Model 5000 packing ski** creates a smooth tight pack.



### 2 Row Model 5000

*Shown planting broccoli with 4x7 toolbar, 3-Point A-Frame Hitch, OE 90 Gauge Wheel Drive System. Options shown include: 4-Tray carrouseles for plastic trays, poly barrel, and cushion seats.*



### 4 Row Model 5000

Complete four-row with 300# Fertilizer hoppers on front 4x7 toolbar and units on second 4x4 toolbar. *Shown with optional cushion seats and 4 tray carrouseles.*



**Model 803 4HF 5000W** planting corn trials in Indiana. This pull-type 4-row is shown with two 300 gallon tanks and plastic tray carrouseles. Options shown: shelves on trailer saddle sides, four drip



**Model 5000WD** 2 Row with optional cushion seats, 6 tray carrouseles and poly double disc shoes



**Model 5000WD** 4 row planting celery with styrofoam trays behind self-propelled power unit



**Model 5000W** Four row



**Model 803 2 5000WD** shown with optional carrouseles, shelves, cushion seats and poly double disc shoes