

# PATRIOT® 50 SERIES SPRAYERS

PATRIOT 50 SERIES SPRAYERS



CASE IH

AGRONOMIC DESIGN™

CASE IH



# PATRIOT 50 SERIES SPRAYERS

3 Models | 285–390 HP | 800–1,600 Gal.

## EXCEPTIONAL PERFORMANCE, INTEGRATED TECHNOLOGY, AGRONOMIC DESIGN

For decades, growers and custom applicators have trusted the Patriot® sprayer to take on tight application windows — but on today's operations, it takes more than timely, accurate spraying to drive profitability. You need complete vehicle control and a cab with built-in luxury — because comfortable operators are productive operators. And, you not only need connectivity and remote management capabilities to make better, data-driven decisions but also the ability to manage and coordinate your fleet from anywhere. Patriot 50 series sprayers deliver all that while building on the Agronomic Design™ principles Case IH sprayers are known for.



## **PATRIOT 50 SERIES SPRAYERS**

Leading the Industry . . . . .	4-5	Application Options . . . . .	20-21
Machine Configuration . . . . .	6-7	Lighting Packages . . . . .	22-23
Connectivity and Support . . . . .	8-9	Advanced Tire Technology . . . . .	24-25
AFS Connect and Slingshot . . . . .	10-11	Patriot Family . . . . .	26-27
Operator Environment . . . . .	12-13	Service Center and Storage . . . . .	28-29
Drivetrain and Suspension . . . . .	14-15	Confidence and Control . . . . .	30
Quality of Application . . . . .	16-17	Product Specifications . . . . .	31
Ultimate Spray Technology . . . . .	18-19		



# TAKE CONTROL OVER YOUR PRODUCT APPLICATION

In our industry, there's a lot that's out of our control — input costs, markets, Mother Nature. The Patriot 50 series sprayer is designed to help you expertly manage what you can control to maximize yield potential: crop protection and fertility applications. Plus, with a wide range of configurations and options, there's a model that fits your needs.





### COMFORT & PERFORMANCE

- With a quiet, comfortable interior that boasts an abundance of glass for maximum, unrestricted visibility, a **premium cab** is designed to increase operator performance.
- Experience superior ride quality, stability and control with a **4-bar linkage chassis suspension system**.
- The **MultiControl Armrest layout** provides exceptional ergonomics, with a comfortable operator seat that swivels 30 degrees to the right.

### INTEGRATED TECHNOLOGY

- Connected solutions integrated into every Patriot 50 series sprayer provide endless opportunities for your operation.
- A suite of technology solutions which are capable of performing wireless file transfers, sharing guidance lines, creating prescription maps, fleet management, data sharing and product control.

- **AIM Command FLEX™ II advanced spray technology** ensures consistent chemical application rate, pressure and droplet size, with individual nozzle on/off control for increased accuracy and efficiency.

### AGRONOMIC DESIGN

- The proven **cab-forward, rear-engine design** helps you achieve timely application with optimized weight distribution, getting you into fields sooner with less compaction.
- **Strong, durable booms are built with robust material**, while the boom suspension design helps provide a stable platform for product application.
- Take accurate and effective coverage to the next level with the integrated **AutoBoom® XRT Automatic Boom Height control option** that detects and accommodates changes in terrain.
- A new center section design minimizes boom yaw in challenging conditions — even with longer boom options.

# NEW LOOK, SAME PATRIOT DNA

No matter how trusted and reliable, it's tough to teach an old sprayer new tricks. That's why we redesigned the Patriot 50 series sprayer from the ground up — while keeping the Agronomic Design features that mattered to you most. For decades, the distinctive cab-forward, rear-engine design and strong, durable boom have been critical to helping operators achieve accurate, timely spraying. And now, the Patriot sprayer combines those key elements with the most advanced technology to take high-efficiency spraying to the next level.

## **A** ULTIMATE CONNECTIVITY

A suite of solutions and options to ensure machines are set up for the tasks at hand and tracking machines, jobs and field data.

## **B** BOLD, NEW STYLING

With redesigned front and rear hoods, the look of the Patriot sprayer embodies all of what you expect from Case IH application equipment and technology: power, innovation and efficiency.





**C AWARD-WINNING ARMREST**

Operators of current model Steiger® and Magnum™ series tractors will feel at home with the exceptional ergonomics of the Patriot 50 series sprayer MultiControl Armrest and MultiFunction Handle — all mounted to the seat for easier operation as you move and swivel.



**D ADVANCED SPRAY TECHNOLOGY**

High-quality and accurate application is made possible by AIM Command FLEX II advanced spray technology, which offers severe duty poppets, individual nozzle on/off control and is capable of higher flow rates.

**E**

**D**

**E SUPERIOR RIDE**

A 4-bar linkage chassis suspension system gives you better ride quality and keeps you in control through smoother suspension and higher wheel travel to help boost productivity.



# ONE PRODUCTIVE DUO

Connected solutions and options provide endless opportunities for your operation — whether you're running a single Patriot 50 series sprayer or a fleet of them. With the power of **AFS Connect™** and **Raven Slingshot®**, you have the unmatched connectivity, guidance, data and monitoring solutions you need to ensure your machines are ready for the tasks at hand.

## COMPLETE VISIBILITY & CONTROL

- With two customizable displays — the AFS Pro 1200 and the Viper 4+ — operators always have top-of-the-line vehicle and product control and the real estate to see what they want, when they want.

## AFS PRO 1200 | MACHINE INTERFACE

- Powered by AFS Vision Pro operating system, the AFS Pro 1200 provides precise control over every aspect of the chassis from cab climate settings to exterior lighting controls, to Bluetooth® and radio settings and even initiating the optional reversing engine fan operation.

## VIPER 4+ | PRECISION FARMING

- With the Viper 4+ display, take precise application to the next level with product control and autoguidance solutions, including the industry-leading VSN® visual row guidance.
- VSN uses a non-contact stereo vision camera to navigate crop rows, so the operator can focus on all other aspects of application control.



## FULL REMOTE VISIBILITY

- **Remote Display Viewing.** With the operator's permission, Case IH dealers and distributors as well as farm and operation managers can remotely see exactly what is on screen in the cab to assist with machine setup and optimization.
- **Remote Service Support.** There's no time for downtime. Now, you can work with your local Case IH dealer or distributor to remotely diagnose maintenance and service issues and to identify the parts you need.
- **Remote Software Updates.** Your local Case IH dealer or distributor can remotely push updates to your operating firmware wirelessly to take advantage of new features, functionality and enhancements.

## VEHICLE HISTORY & MONITORING

- View and track every connected vehicle's path to and from the field to ensure uptime and productivity.
- Monitor sprayer progress across the field to improve tendering logistics.
- Vehicle tracking history and machine data can be referenced to identify equipment trends and enhance long-term productivity and efficiency.

## GEOFENCING & CURFEWS

- Keep an eye on your fleet and receive notifications when equipment travels in or out of set boundaries.
- Set geofence boundaries to alert the tender truck operator when a sprayer is leaving the field so they're ready to refill.
- Add a machine curfew, so you're quickly alerted if a machine is operating after hours.





# NEXT-LEVEL PRECISION

The Patriot 50 series sprayer offers two receiver options to best match your operation and allow fleet continuity. Here's what to consider when choosing between the RS1 autoguidance and AFS Vector Pro receiver:

## RS1

- A fully scalable steering system that combines autosteer, GPS and Slingshot into one intuitive, easy-to-use option.
- Offers high-speed wireless connectivity, cellular-enabled technology and uninterrupted signals/data transfer.
- Utilizes WAAS and wireless RTK corrections and vehicle tracking.
- Includes five years of the Slingshot Gold subscription package.
- Compatible with VSN visual row guidance and the AutoTurn™ automated headland turning option.

## AFS VECTOR PRO RECEIVER

- Equipped with the SC1 guidance option, the AFS Vector Pro receiver provides reliable and consistent terrain-compensated position and helps operators quickly acquire guidance lines.
- Streamlines guidance correction options, ranging from base (WAAS and AFS 1) to medium (AFS 2) to high (RTK and AFS RTK+) accuracy levels.
- Compatible with VSN visual guidance and the AutoTurn automated headland turning option.

## VSN® VISUAL GUIDANCE SYSTEM

- VSN® visual guidance system helps to minimize crop damage and cover more acres in less time.
- Reduces operator fatigue allowing operators to increase the average length of their work day.
- Enhanced steering control and simple operation results in more acres covered in each available day.

# YOU'RE IN CONTROL

With AFS Connect and Slingshot, included with the RS1 and SC1 guidance options, you can keep an eye on your fleet and operation — anytime, anywhere.

## AFS CONNECT

- Every Patriot 50 series sprayer comes with an AFS Connect-compatible modem and a 5-year subscription from the factory.
- With an AFS Connect subscription, these features give you full visibility to your operation and maximize your uptime:
  - **Data Visualization:** View and store your application maps for full season-to-season recordkeeping and visualization.

- **Prescription Tool:** Create application prescriptions, then export and easily transfer to your Viper 4+.
- **Equipment Mode:** Toggle on and off machine location information to see your fleet when you need to.
- **Vehicle Location History:** Track machine location, parameters, and progress during jobs to better plan tasks like tendering logistics.
- **Remote Display Viewing:** View the AFS Pro 1200 from your desktop to coach operators on machine setup and operation.
- **Remote Service:** Connect with your dealer or distributor to update machine controllers and view detailed machine information.

## SLINGSHOT

- Ensure your machines are set up for the tasks at hand. Plus, with a Slingshot mobile solution, easily view and monitor your vehicles from anywhere.
- With the Slingshot Gold subscription, included with RS1 and SC1 guidance options, these capabilities can maximize your operation's efficiency:
  - **Job Generator:** Set up jobs in the office and dispatch to the Viper 4+ in sprayers out in the field.
  - **Job Sync:** Share live coverage maps and guidance lines between two or more sprayers working in the same field.
  - **Fleet View:** Fleet or operations managers can see sprayer details in real time.
  - **Slingshot Link:** Enables over-the-air updates to the Viper 4+, RS1 and other hardware.
  - **File Transfer:** Allows for the transfer of data from sprayer to office and office to sprayer.
  - **Remote Support:** Remote, live viewing of the display in the sprayer to aid operators with setup or troubleshooting.



Luxury Cab Shown



- A** Luxury leather, heated/ventilated seat with 30-degree swivel to the right
- B** Carpet floor mat
- C** Leather instructional seat
- D** More than 88 sq. ft. of glass for unrestricted visibility
- E** Elevated foot rest
- F** Leather-wrapped steering wheel
- G** Telescoping steering wheel with memory lock
- H** Digital instrument cluster display
- I** Viper 4+ display
- J** AFS Pro 1200 display
- K** MultiFunction Handle
- L** Leather MultiControl Armrest
- M** RAM Mount



# YOU'VE NEVER EXPERIENCED A CAB SO COMFORTABLE

Case IH engineers used years of research and customer input to design an operator environment so comfortable and quiet that operators won't mind those long days in the field. With a cab that perfectly blends simplicity, control and luxury, the Patriot sprayer puts productivity first.

- A** Speed presets
- B** Boom tilt up/down
- C** Autosteer engage
- D** Center section raise/lower
- E** Speed scroll wheel
- F** Forward-reverse propel quick shuttle
- G** Traction control
- H** Throttle controls
- I** Customizable hot keys
- J** Tread adjust
- K** Auto-fold/unfold



## MULTIFUNCTION HANDLE

Redesigned and ergonomic MultiFunction Handle puts 95% of the commonly used controls at your fingertips.

## CONTROL MADE SIMPLE

The same award-winning armrest design from current model Steiger and Magnum series tractors provides exceptional ergonomics and ease of use.

## MULTICONTROL ARMREST

Attached to the operator seat, this armrest puts all controls and customizable hot buttons within reach.



# EFFICIENT POWER, UNMATCHED PERFORMANCE

At the heart of every Patriot 50 series sprayer is an engine designed to deliver the power you need to work long days, economically cover thousands of acres and handle tough terrain. Case IH FPT engines use Selective Catalytic Reduction (SCR)-only emissions technology for extended maintenance intervals and enhanced fuel economy — helping you minimize operating costs.

## BOOST TRAVEL SPEEDS

- We engineered the hydrostatic drive system to enable you to reach a wide range of speeds — and do so without the need to shift between ranges
- Increased transport speeds of up to 37 mph (Patriot 4350 and 4450 sprayers) help you get from field to field faster so you can cover more acres in a day.

- A **spring-centered propel handle and speed scroll wheel** help you reach your desired speed with ease.
- **Integrated individual-wheel traction control** enhances performance by automatically sensing wheel slip and regulating oil flow at each wheel motor to power through challenging conditions.

## ROBUST DRIVETRAIN

- Drivetrain components are engineered to work as hard as you do.
- Infinitely variable hydrostatic pump and drive motors allow you to set your desired speed without the need to change ranges.
- Planetary hubs offer internal parking and service brakes.

- Forward/reverse quick shuttle makes changing direction of travel an easy process with the ability to set predetermined speed settings — all without having to move the MultiFunction Handle.
- Two speed preset selections are customizable to meet your specific needs.

## REVERSING ENGINE FAN

- For operators in conditions with high amounts of field debris, a reversing engine fan option clears the grill screen and cooling cores — so you're always running under optimal conditions.

# CRUISE THROUGH LONG DAYS WITH AN ULTRA-SMOOTH RIDE

We know comfortable operators are more productive operators. The Patriot 50 series sprayer delivers superior ride quality thanks to a 4-bar linkage chassis suspension system with 8 inches of total suspension travel. Best of all, it's designed for increased stability to keep you in control no matter what terrain you're working in.

## SUPERIOR RIDE QUALITY

- Innovative **4-bar linkage chassis suspension system** addresses both vertical and horizontal field loads with 8 inches of total suspension travel.

- Softer, **air ride suspension** paired with higher wheel travel provides unmatched shock absorption and load dampening.
- Tuned for Patriot 50 series sprayers, **shock absorbers** provide increased operator control during aggressive acceleration or braking and enhance ride quality and comfort during field operation.
- **Rebound and jounce bumpers** help limit component travel and dampen the casting loads, resulting in a softer ride over challenging terrain.

- **Accessible grease banks** make it easier to maintain your suspension system and keep it operating at peak performance.
- Effective **suspension system shields** help gently move plants away from suspension components to minimize crop contact.





# DURABLE BOOMS MEET POWERFUL TECH

Every boom width on Patriot 50 series sprayers incorporates the same strong, advanced boom suspension design that operators have come to rely on. The parallel-link design packs superior strength without excessive weight and seamlessly incorporates boom technology options that take application accuracy and efficiency to the next level.

## **STRONG & STABLE**

- Built with robust materials, Patriot 50 series sprayer booms deliver a stable platform for product application — even in the toughest conditions — through proven boom suspension design. And when you're getting ready for transport, booms are automatically locked when placed in the cradle, keeping them secure.

## **AUTOFOLD PLUS**

- Every boom option is equipped with an automated fold/unfold feature for maximum ease of use — just push and hold the AutoFold Plus switch on the MultiControl Armrest and the booms smoothly fold/unfold so you can get moving faster.

## **ACCUBOOM**

- Operated through the Viper 4+ display, AccuBoom Automatic Boom Section control automatically turns off boom sections when the sprayer enters an area that has already been sprayed and then turns the sections back on when leaving the applied area.
- Customize overlap and section control to meet your desired field results and reduce overapplication to save on inputs.





### AUTOBOOM XRT

- The integrated AutoBoom® XRT Automatic Boom Height control option detects and accommodates changes in terrain for more accurate and effective coverage across every inch of ground.
- Coupled with the innovative Patriot boom suspension design, AutoBoom XRT delivers solid boom control and stability.
- Radar sensors can be configured to detect the location of the ground or crop canopy to maintain a level spray platform and maximize boom life.





## ADVANCED SPRAY TECHNOLOGY

With AIM Command FLEX II advanced spray technology, you get the best possible chance at maintaining your ideal chemical application rate, pressure and accuracy. This innovative technology is capable of higher flow rates and incorporates individual nozzle on/off control to ensure efficient, precise application — regardless of speed or terrain.

### OPTIMIZE APPLICATION

- AIM Command FLEX II technology **optimizes application rates and droplet sizes** for consistent application, regardless of speed and ground conditions.
- With **six modes of operation**, this advanced spray technology delivers flexible and accurate application — even in turns, rough terrain and irregular-shaped fields.

- **Standard individual nozzle on/off control** minimizes input costs and improves accuracy by reducing skips and overlaps.
- Enhanced nozzle control valves are **higher-flow-capable**, so you can spray at faster speeds or apply more product as needed, while **severe-duty poppets** help extend operating life.

### HOW IT WORKS

- Pulse width modulation (PWM) spray technology ensures a constant application rate and spray pressure, even when sprayer speed changes. Think of it as a way to change nozzle tips without leaving the cab.

- Once you select a standard tip based on application rate, chemical droplet size and travel speed, AIM Command FLEX II technology automatically and precisely controls the flow to meet targeted application rates.
- Operators select their desired frequency, working between 10 and 20 pulses per second, nozzle control valves vary the duty cycle to maintain the correct application rate as sprayer speed changes.

### TURN COMPENSATION


- AIM Command FLEX II technology effectively **compensates for different speeds** across the boom to ensure correct application rates during turns.
- **Each nozzle adjusts its duty cycle** to match the targeted application rate based on speed, nozzle position on the boom and turn radius.


### PRECISE PRODUCT FLOW

- AIM Command FLEX II technology provides **individual nozzle on/off control**, delivering the ultimate in spray accuracy and precision.
- The ability to control spraying at the individual-nozzle level helps **reduce overapplication** that adds costs and results in potential crop damage.
- To accommodate sprayer wheel tracks, fence rows or other field conditions, you can **preset spray rates up to 30% higher than your target rate** on up to eight nozzles.

### IMPROVED DRIFT CONTROL

- For on-demand drift control, AIM Command FLEX II technology allows you to **toggle between two preset spray pressures** that can be reset up or down at any time.
- Input a lower pressure setting to **selectively avoid off-target application in sensitive areas or to respond to wind gusts**. When normal conditions return, toggle back to the higher pressure setting on the go.
- You also have the **option of inputting a higher pressure setting** for greater canopy penetration.





# BOOST YOUR APPLICATION POTENTIAL

Whether you're applying crop protection or fertility products, you can now drive productivity gains with maximum product flow capabilities — and maintain exceptional accuracy at any rate. Plus, a direct injection option allows operators to apply product to the entire field or selectively treat only certain portions based on pest pressure, helping you save on input costs and minimize waste.

## WIDE RANGE OF FLOW CAPABILITIES

- With AIM Command FLEX II technology, nozzle control valves are capable of **higher flow rates and increased operating pressure** — so you can spray more product at faster speeds and maintain accuracy.
- Both **low-flow and standard-rate product plumbing options** are sized to match your application rate and speed requirements.
- For operators applying liquid fertilizer, take your effective spray range to a higher level with an **optional high-flow kit** that boosts your maximum flow rate to 269 GPM.

## MATCH YOUR APPLICATION NEEDS

- Two product pump options include a standard cast iron housing or an optional stainless steel housing that helps enhance pump life when spraying corrosive and abrasive products.
- Factory-supplied, add-on nozzle body options can be installed offering enhanced flexibility and versatility to your spraying operation:
  - **For increased product flow:** Wilger Combo-Rate II nozzle bodies provide a larger inlet diameter.
  - **For two-body spraying:** Add another single-outlet end body when higher flow applications may be desired.
  - **For even greater flexibility:** Choose from two 5-way turret body options — one version includes a radial lock design for all outlets, while another version provides three outlets with a square lug design and two with the radial lock design.



### HAVE GREATER CONTROL WITH DIRECT INJECTION

- Optional direct injection **simplifies cleanout**, as only the injection tanks and boom plumbing are used to carry application products — no tank mixing required. That means quicker product changeover and decreased risk of misapplication when changing products.
- Choose from **low- and high-flow pump options** to match your needs.
- **Save on input costs** by varying chemical application on the fly — ideal for when you need to spot-spray areas with weeds.

### CONVENIENT RINSE PROCESS

- Patriot 50 series sprayers are designed for **easy, efficient cleaning** to help maintain application accuracy and minimize cross-contamination of products.
- **Optional boom flush valves** allow you to rinse out each boom tube, without having to go through spray tips and nozzle bodies.
- **Optional automated rinse system** allows for tank-filling, tank-rinsing or boom-rinsing and can be controlled at the service center or from the cab with your Pro 1200 display.

# LIGHT UP THE NIGHT

When you need to finish the job after hours, enhanced LED light packages are brighter for better nighttime visibility and use less power. Every Patriot 50 series sprayer includes front hood-, cab-, and tank-mounted lighting — and a center section beacon light — to help ensure you can **operate safely while covering acres at night and during transport.**



## DELUXE LIGHTING PACKAGE

For operators who frequently spray at night, **additional cab- and boom-mounted lights** provide maximum visibility and help you see all sprayer components and the terrain around you.

## SPRAY PATTERN LIGHTS

**Blue lens spray pattern lights**, a factory-installed option, provide **exceptional visibility** of your application and nozzles.





# KEEP ON ROLLING

With a range of tire options and axle adjust capabilities, it's never been easier to match your needs and keep working through the toughest conditions. Plus, advanced tire technology helps reduce compaction to enhance yield potential.

## TIRE OPTIONS

- Tire options with **IF or VF technology** offer the advantage of lower inflation pressure to carry the sprayer's weight — which reduces compaction.
- Match your tires to your row spacing, field conditions and terrain with a range of options and sizes.

## FENDERS & MUD FLAPS

- Durable, **factory-installed fender options** — narrow or wide — are designed to match your tire selections.
- When you're operating in challenging, wet conditions, **mud flaps** can help keep your sprayer clear of debris — a standard feature when you select wide fenders and optional with narrow fenders.

## AXLE ADJUSTMENT OPTIONS

- Every Patriot 50 series sprayer provides the ability to **hydraulically adjust track width** to match your field conditions, terrain and row spacing.
- With the **automated axle adjust option**, just set your desired track width on the AFS Pro 1200 display and integrated sensors continually monitor the axle position to match.
- Further minimize compaction by setting front and rear axles at different widths, creating four sets of tracks.





CASE IH

CASE IH

CASE IH  
APPLICATOR EQUIPMENT

					A
					A
					M

# MEET THE PATRIOT 50 SERIES FAMILY

## PATRIOT 4350 SPRAYER

- 1,200-gallon tank capacity
- Case IH FPT engine: 335 base hp/374 peak hp
- Speed range 0-37 mph



### **PATRIOT 4450 SPRAYER**

- 1,600-gallon tank capacity
- Case IH FPT engine: 390 base hp/415 peak hp
- Speed range 0-37 mph

### **PATRIOT 3250 SPRAYER**

- Available with either 800- or 1,000-gallon product tank capacities
- Case IH FPT engine: 285 base hp/309 peak hp
- Speed range 0-32 mph






# TENDERING MADE EASY

Maximize time in the field and get tending or maintenance out of the way quickly and efficiently. Everything is within reach with a one-stop service center, exclusive tip wash station, ground-level connections and an open architecture design.

## ONE-STOP SERVICE CENTER

- With a **midship-mounted service center**, you can perform all primary tending functions from one central location.
- Choose from **manual rinse or an automated rinse option** with a user-friendly display interface at the service center.
- A convenient **remote reload station** allows operators to activate the on-board product pump for suction filling and speed up the engine as needed, while a suction quick-fill option can help you speed up the process.



### EASY-FILL OPTIONS

- The **optional fill flowmeter**, which can be positioned at either the service center or adjustable height front-fill location, monitors the volume of product added to the tank and automatically updates the tank level indicator on your Viper 4+ display.
- When you choose the adjustable front-fill option, an **air blowout feature** makes cleaning the fill hose a breeze, blowing remaining product into the product tank.

### CONVENIENT WASH STATION

- Mounted in the middle of the center section, an **exclusive tip wash station** provides an easy, accessible way for operators to clean off spray tips with both an air nozzle and water outlet.

### MAXIMUM STORAGE

- An **exterior storage box** with two compartments comes standard, so you can store as many tools, PPE or maintenance items as you need.
- For even more storage space, another optional exterior storage box can be added when the direct injection option is not selected.
- An additional **in-cab storage compartment** is provided under the instructional seat, so you can pack up what you need and keep it out of the way while you're working.



# SPRAY WITH CONFIDENCE

When time is of the essence, details matter. It's the smallest design elements, productivity-enhancing features, reliable technology and support networks that add up to deliver a high-efficiency operation. Agronomic Design is embedded in our DNA so you can apply the right amount of product at the right time — and every Patriot 50 series sprayer is backed by the best dealer and distributor networks in the business to keep you up and running.



## 5 WAYS THE PATRIOT 50 SERIES SPRAYER PUTS YOU IN CONTROL

1. **Get in fields faster:** The cab-forward, rear-engine design optimizes weight distribution with less compaction, while faster speeds and efficient tendering mean more time in the field and less time on the sidelines.
2. **Minimize variability:** PWM spray technology automatically maintains droplet size and keeps application rates constant — reducing overapplication or underapplication and potential crop damage.
3. **Manage inputs:** AIM Command FLEX II advanced spray technology and individual nozzle on/off control reduces skips, overlaps and accommodates for turns.
4. **Maintain accuracy at your speed:** Drive according to ground conditions without sacrificing accurate coverage thanks to AIM Command FLEX II technology.
5. **Maximize uptime:** Spray with confidence and achieve optimal return on your investment with exceptional support from the Case IH dealer and distributor network.

MODEL	PATRIOT 3250		PATRIOT 4350		PATRIOT 4450	
<b>CAB</b>						
Cab Interior Space			132 cu. ft. (3.7 cu. m)			
Cab Glass Area			88.1 sq. ft. (7.5 sq. m)			
Cab Trim (Standard/Optional)			Deluxe / Luxury			
Operator Seat			Air suspension seat with adjustable 30 degree swivel to the right			
Operator Seat Adjustments			Lumbar support, firmness and auto weight adjustments, fore/aft and lateral isolators, back cushion tilt, swivel, fore/aft position, and height			
HVAC System			Automatic temperature control			
Cab Pressurization			Cab pressure monitored by HVAC system through the AFS Pro 1200, alerts displayed if cab pressure falls below 20 Pa			
<b>ENGINE</b>						
Engine/Cylinders/Displacement	Case IH FPT Tier 4 B/Final, SCR / 6 cyl. / 6.7 L (409 cu. in.)		Case IH FPT Tier 4 B/Final, SCR / 6 cyl. / 8.7 L (531 cu. in.)			
Engine HP	285 rated hp / 309 peak hp		335 rated hp / 374 peak hp		390 rated hp / 415 peak hp	
Peak Torque	856 ft.-lb. (1 161 Nm)		1,143 ft.-lb. (1 550 Nm)		1,258 ft.-lb. (1 706 Nm)	
Alternator			240 amp standard / 330 amp optional			
Fuel Tank/DEF Tank Capacity			150 gal. (568 L) / 21.5 gal. (81 L)			
<b>CHASSIS</b>						
Crop Clearance	53 in. (135 cm)				56 in. (142 cm)	
Wheelbase	150 in. (381 cm)		160 in. (406.4 cm)			
Turning Radius	22.5 ft. (6.9 m)		25 ft. (7.6 m)		24 ft. (7.3 m)	
Chassis Suspension			4-wheel independent, 4-bar linkage design, air ride with tuned shock absorber			
Total Suspension Travel			8 in. (203 mm)			
Wheel Track Adjustment (Standard/Optional)			118–160 in. (2 997–4 064 mm)*; hydraulically adjusted from the cab with manual stops at 1-in. increments / 118–160 in. (2 997–4 064 mm)*; hydraulically adjusted from the cab; automatically adjusts to desired width entered into AFS Pro 1200 display. Adjustments can be made in ½-in. increments			
<b>DRIVETRAIN</b>						
Type			Hydrostatic			
4-Wheel Drive			Full-time with traction control feature			
Shifting/Number of Ranges			Infinitely variable with two programmable speed pre-sets			
Speed Range(s)	0–32 mph (0–51.5 kph)		0–37 mph (0–59.5 kph)			
<b>TIRES</b>						
Row Crop Tire Selections	IF320/90R46, 380/90R46, VF380/90R46, LSW480/70R46		IF320/90R46, VF380/90R46, LSW480/70R46		VF380/105R50, VF420/95R50, VF480/80R50	
Flotation Tire Selections			N/A		IF710/60R46, IF710/65R46	
<b>SOLUTION SYSTEM</b>						
Solution Tank Fill Connection/Capacity	3 in. (76.2 mm) / 800 or 1,000 gal. (3 028 or 3 785 L)		3 in. (76.2 mm) / 1,200 gal. (4 542 L)		3 in. (76.2 mm) / 1,600 gal. (6 057 L)	
Solution Tank Material			Stainless steel			
Solution Tank Fill Location (Standard/Optional)			Service Center / Front Fill			
Rinse Tank Fill Connection/Capacity	2 in. (50.8 mm) / 100 gal. (379 L)		2 in. (50.8 mm) / 140 gal. (530 L)		2 in. (50.8 mm) / 160 gal. (606 L)	
Rinse Tank Fill Location			Service Center			
<b>OTHER TANKS AND CONTAINERS</b>						
Product Pump (Standard/Optional)			Hypro centrifugal pump, 2×1 ½ in. (50.8×38.1 mm), cast iron housing / Hypro centrifugal pump, 2×1 ½ in. (50.8×38.1 mm), stainless steel housing			
Low Flow/Standard Flow Rate Capacity			2.7 - 145 GPM / 5.8 - 240 GPM			
High Flow System			High flow kit flow capabilities of 8 - 269 GPM			
Fence Row Nozzles			Optional, Fixed 45 degree angle			
Foam Marker Option			3 gal. (11 L) soap concentrate tank, water supply from rinse tank			
<b>BOOM</b>						
Boom Length Selections			60/90 ft. (18.3/27.4 m), 60/100 ft. (18.3/30.5 m), 60/90/120 ft. (18.3/27.4/36.6 m), 66/132 ft. (20.1/40.2 m), 69/135 ft. (21.0/41.1 m)			
Boom Plumbing Material			Stainless steel spray bars			
Boom Nozzle Spacing			20 in. (508 mm): All boom options except 132-ft. / 22 in. (559 mm): 132-ft. boom only / 20/30 in. (508 or 762 mm): 90- (5 section) and 120-ft. booms only			
Boom Sections			60/90 ft. (18.3/27.4 m): 5 or 6 section / 60/100 ft. (18.3/30.5 m): 6 section / 60/90/120 ft. (18.3/27.4/36.6 m), 66/132 ft. (20.1/40.2 m) and 69/135 ft. (21.0/41.1 m): 7 section			
Boom Tip Breakaway Width			60/90 ft. (18.3/27.4 m): 5 ft. 6 in. (1.7 m) / 60/100 ft. (18.3/30.5 m): 10 ft. 6 in. (3.2 m) / 60/90/120 ft. (18.3/27.4/36.6 m): 9 ft. (2.7 m) / 66/132 ft. (20.1/40.2 m) and 69/135 ft. (21.0/41.1 m): 9 ft. 6 in. (2.9 m)			
Boom Height Adjustment			24–84 in. (610–2 134 mm)			
<b>OVERALL DIMENSIONS</b>						
Total Weight	28,732*/ 30,340**		32,400†		33,720††	
Transport Height×Width×Length	11 ft. 9 in.×12 ft.×29 ft. 7 in. (100 ft. boom)		12 ft. 1 in.×12 ft. 7 in.×30 ft. 5 in. (120 ft. boom)		12 ft. 11 in.×12 ft. 7 in.×30 ft. 1 in. (120 ft. boom)	
Operating Height×Width×Length	12 ft. 2 in.×12 ft.×29 ft. 7 in. (100 ft. boom)		12 ft. 5 in.×12 ft. 7 in.×30 ft. 5 in. (120 ft. boom)		13 ft. 4 in.×12 ft. 7 in.×30 ft. 1 in. (120 ft. boom)	

^= with 320, 380 or 420 size tire options \* = 800 gallon tank with 100 ft. boom \*\* = 1,000 gallon tank with 120 ft. boom † = 1,200 gallon tank with 120 ft. boom †† = 1,600 gallon tank with 120 ft. boom



[caseih.com](http://caseih.com)

SAFETY NEVER HURTS!<sup>TM</sup> Always read the Operators Manual before operating any equipment. Inspect equipment before using it, and be sure it is operating properly. Follow the product safety signs, and use any safety features provided. CNH Industrial America LLC reserves the right to make improvements in design and changes in specifications at any time without notice and without incurring any obligation to install them on units previously sold. Specifications, descriptions and illustrative material herein are as accurate as known at time of publication, but are subject to change without notice. Availability of some models and equipment builds varies according to the country in which the equipment is used.

©2021 CNH Industrial America LLC. All rights reserved. Case IH is a trademark registered in the United States and many other countries, owned by or licensed to CNH Industrial N.V., its subsidiaries or affiliates. Any trademarks referred to herein, in association with goods and/or services of companies other than CNH Industrial America LLC, are the property of those respective companies. Printed in U.S.A. [www.caseih.com](http://www.caseih.com) CIH21102601

**CASE IH**